



RMB Mendon Financial Long/Short Fund

Management		Anton Schutz Portfolio Manager	RMB Capital Management, LLC Advisor	Mendon Capital Advisors Corp Subadvisor				
Fund Facts		Class	CUSIP	Inception Date	Expense Ratio	Minimum Investment	Sales Charge	Redemption Charge
	RMBFX	A	74968B100	4/30/2004	2.30% (7/1/16)	\$2,500	5.00%	2.00%
	RMBCX	C	74968B209	4/30/2004	3.00% (7/1/16)	\$2,500	1.00%	2.00%
	RMBIX	I	74968B308	8/19/2015	1.80% (7/1/16)	\$100,000	0%	2.00%
Fund Overview		\$316.6 Net Assets (millions)	Long-Short Equity Morningstar Category	 Morningstar Rating Overall (166 funds based on risk-adjusted returns)				

For each fund with at least a three-year history, Morningstar calculates a Morningstar Rating™ based on a Morningstar Risk-Adjusted Total Return measure that accounts for variation in a funds' monthly performance (including the effects of sales charges, loads, and redemption fees), placing more emphasis on downward variations and rewarding consistent performance. The top 10% of funds in each category receive 5 stars, the next 22.5% receive 4 stars, the next 35% receive 3 stars, the next 22.5% receive 2 stars, and the bottom 10% receive 1 star. (Each share class is counted as a fraction of one fund within this scale and rated separately, which may cause slight variations in the distribution percentages.) The Overall Morningstar Rating for a fund is derived from a weighted average of the performance figures associated with its three, five, and ten-year (if applicable) Morningstar Rating metrics. The RMB Mendon Financial Long/Short Fund Class A was rated as of 3/31/2017 against the following number of U.S. domiciled financial funds over the following time periods: 166 funds in the last three years, 81 funds in the last 5 years, and 26 funds in the last 10 years. With respect to these financial funds, RMB Mendon Financial Long/Short Fund Class A received a Morningstar rating of 5, 5, and 5 stars for the 3, 5, and 10 year periods, respectively. *Past performance is no guarantee of future results.*

Investment Philosophy and Approach

The Fund seeks capital appreciation. The Fund pursues its goal by investing at least 80% of its net assets (including borrowing, if any) in the common stocks of U.S. companies of any market capitalization that are in the financial services sector. The portion invested in small, medium or large companies is expected to vary over time based on the subadvisor's view as to how to achieve the fund's objective. The Fund is non-diversified.

- Seek companies with strong management, sound financial practices, and a defensible business niche
- Focus on firms with sustainable growth in earnings, revenue, and cash flow
- Identify undervalued equities that are temporarily distressed and have merger and acquisition potential
- May "short" up to 25% of net assets
- May use futures, options, and derivatives to hedge positions

Performance

	YTD	Quarter	1 Year	3 Years	5 Years	10 Years	Since Inception
RMBFX	-2.14%	-2.14%	15.33%	9.32%	13.89%	8.18%	9.46%
KBW Bank Index	0.75%	0.75%	46.43%	10.70%	15.46%	0.18%	2.28%
RMBFX (Load Adjusted)	-7.03%	-7.03%	9.55%	7.47%	12.73%	7.63%	9.02%

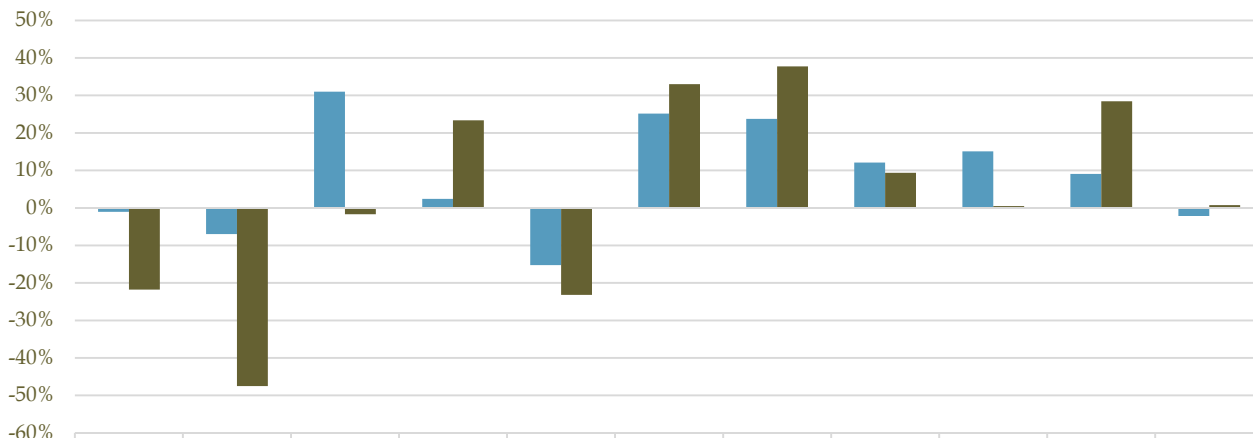
The performance data quoted represents past performance and is not a guarantee of future results. The investment return and principal value of an investment will fluctuate, so that those shares, when redeemed, may be worth more or less than their original cost. All returns reflect reinvested dividends, but do not reflect the deduction of taxes that an investor would pay on distributions or redemptions. Current performance may be lower or higher than the data quoted due to market volatility. Returns longer than one year are annualized. All data as of 3/31/2017 unless otherwise noted. To obtain performance as of the most recent month end, please call 800-462-2392.

The Funds' investment adviser, RMB Capital Management, LLC, has adopted a contractual expense limitation agreement for each fund through April 30, 2017, reducing the applicable fund's operating expenses. This may be continued from year to year thereafter if agreed upon by all parties. In the absence of such waivers and/or reimbursements, the applicable Fund's total return and yield would be lower. The Funds have a maximum front-end sales charge of 5.00%. Sales charges are waived for clients of investment intermediaries, or for those who purchase shares via no-transaction-fee platforms.

Risk Measures and Statistics (3 Years)

	Return	Standard Deviation	Alpha	Beta	R2	Sharpe Ratio	Up Capture Ratio	Down Capture Ratio
RMBFX	9.32%	12.74%	3.14%	0.55	74.30%	0.72	54.84%	56.25%
KBW Bank Index	10.69%	20.13%	0.00%	1.00	100.00%	0.52	100.00%	100.00%

Annual Performance vs. Index: January 2007-March 2017



	2007	2008	2009	2010	2011	2012	2013	2014	2015	2016	2017 YTD
■ RMBFX	-1.04%	-6.99%	31.00%	2.41%	-15.26%	25.16%	23.73%	12.08%	15.10%	9.08%	-2.14%
■ KBW Bank Index	-21.79%	-47.50%	-1.67%	23.37%	-23.18%	33.02%	37.73%	9.35%	0.50%	28.45%	0.75%

Top 10 Holdings (AS OF 3/31/2017)

	Weighting
BNC Bancorp	8.63%
Park Sterling Corporation	4.41%
Seacoast Banking Corporation, FL	3.97%
BankUnited, Inc.	3.96%
Ameris Bancorp	3.75%
Astoria Financial Corporation	3.72%
Atlantic Capital Bancshares, Inc.	3.53%
Opus BK Irvine Calif	3.48%
First Foundation, Inc.	3.39%
United Financial Bancorp, Inc.	3.21%

Holding Statistics (AS OF 3/31/2017)

60 Total Number of Holdings
42.05 % Assets in Top 10 Holdings
80.60 Turnover Ratio %

© 2016 Morningstar, Inc. All Rights Reserved. The information contained herein: 1) is proprietary to Morningstar and/or its content providers; 2) may not be copied or distributed; and 3) is not warranted to be accurate, complete or timely. Neither Morningstar nor its content providers are responsible for any damages or losses arising from any use of this information.

Investment Terms: **Annualized Rate of Return** is the geometric mean return of the portfolio calculated for a one-year period. **Standard Deviation** measures volatility risk, or how closely returns track their long-term average. **Sharpe Ratio** is the most famous return-versus-risk measurement; it represents the added value over the risk-free rate per unit of volatility risk. **Alpha** measures the risk-adjusted added value an active manager adds above and beyond the passive benchmark. **Beta** measures the sensitivity of the manager to movements in an underlying benchmark. **Correlation** is a measure of how closely related the variance of the fund returns and the variance of the benchmark returns are.

All investing involves risk including the possible loss of principal. The RMB Mendon Financial Long/Short Fund is a sector fund. These types of funds may be susceptible to factors affecting their industries, and the fund's net asset values may fluctuate more than a fund that invests in a wider range of industries. Because this fund concentrates its investments in one sector of the economy (financial services) and it invests in derivative securities (currently RMB Mendon Financial Long/Short Fund engages in short sales of equities), investors should consider the risk that the fund may experience greater volatility than funds that invest across several sectors.

The KBW Bank Index is an unmanaged index comprised of 24 geographically diverse stocks representing national money center banks and leading regional institutions. The index includes dividends reinvested.

Investors should consider the investment objectives, risks, charges and expenses carefully before investing. For complete information about the Fund, including a free prospectus, please contact RMB Investors Trust at 855-280-6423, or visit the website at www.rmbfunds.com. The prospectus contains important information about the funds, including investment objectives, risks, management fees, sales charges, and other expenses, which you should consider carefully before you invest or send money.

An investment in the fund is not insured or guaranteed by the Federal Deposit Insurance Corporation or any other government agency. Foreside Financial Group, LLC, Principal Distributor.